

rainbow


Shine Liquid

染色液 & 染色笔



Dentium 登腾
For Dentists By Dentists

“一次”
即可呈现底色



rainbow Shine Liquid

通过简单的刷染即可呈现理想的颜色

- 笔状形态在截断面进行上色时更加便捷
- 上色时无需进行浸染,16种颜色通过刷染即可进行上色



* 染色液 (包含指示色)



* 染色笔

类型	容量	型号																
瓶装	20 ml	PBA1	PBA2	PBA3	PBA3.5	PBA4	PBB1	PBB2	PBB3	PBB4	PBC1	PBC2	PBC3	PBC4	PBD1	PBD2	PBD3	PBD4
	100 ml	PBA1	PBA2	PBA3	PBA3.5	PBA4	PBB1	PBB2	PBB3	PBB4	PBC1	PBC2	PBC3	PBC4	PBD1	PBD2	PBD3	PBD4

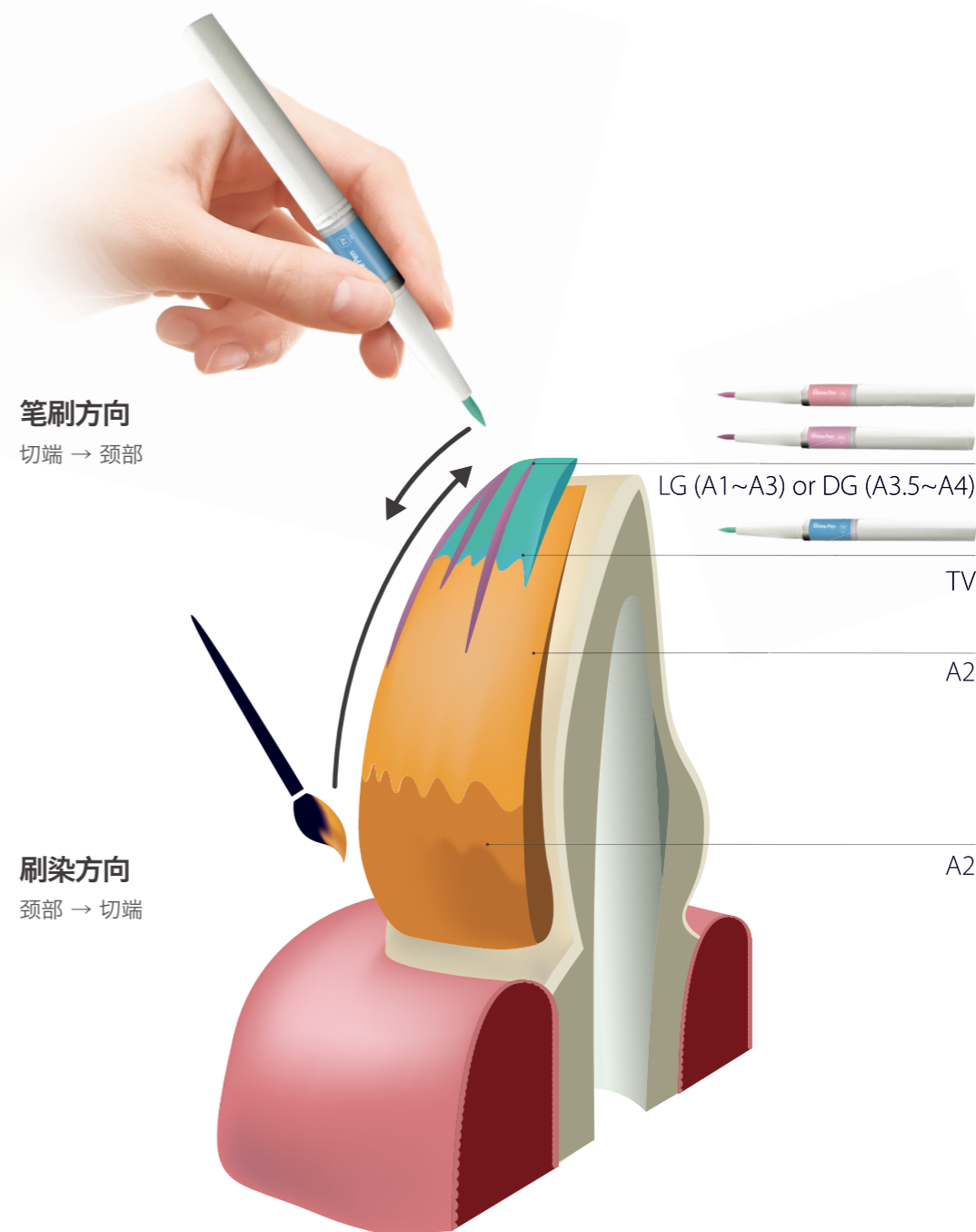
类型	容量	型号		
笔状	—	PEN-TV (Trans Violet)	PEN-LG (Light Grey)	PEN-DG (Dark Grey)
瓶装	20 ml	TV (Trans Violet)	LG (Light Grey)	DG (Dark Grey)
	100 ml	TV (Trans Violet)	LG (Light Grey)	DG (Dark Grey)

类型	容量	型号
瓶装	20 ml	P-Red 指示色
	100 ml	Thinner 稀释液

rainbow
Shine Liquid
染色指南



染色指南



* LG: Light Grey, DG: Dark Grey, TV: Trans Vrans Violet
* PBA2: Pigment Brushing A2, BA2: Brushing A2
* Hwahong Brush no.4, no.2 推荐使用

Shine Block





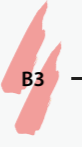




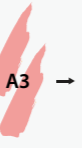


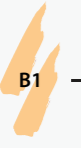

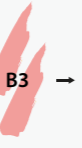

阴影	A1	A2	A3	A3.5	A4
使用颜色	—	A1	A2	A3	A3.5
刷染指导	主体				
	—				
	* 刷一次				
切端					
		Trans Violet	Light Grey	* A3.5,A4锃块使用Dark Grey代替Light Grey	
	A1	A2	A3	A3.5	A4

Shine Block









1 Time 2 Times Crown Shade

A2 Block	A1 → (A2)	A2 → (A3)	A3 → (A3.5)	A3.5 → (A4)
	B1 → (B2)	B2 → (B3)	B3 → (B4)	
	C2 → (C1)	C3 → (C2)	C4 → (C3)	C4 → (C4) TV(Trans Violet)
	D3 → (D2)	D4 → (D3)	D4 → (D4) TV(Trans Violet)	
A0 Block	A2 → (A1)	A3 → (A2)	A3.5 → (A3)	A4 → (A3.5)
	B2 → (B1)	B3 → (B2)	B4 → (A3)	
	C1 → (C1)	C2 → (C2)	C3 → (C3)	C4 → (C4)
	D2 → (D2)		D3 → (D3)	

Shade Block

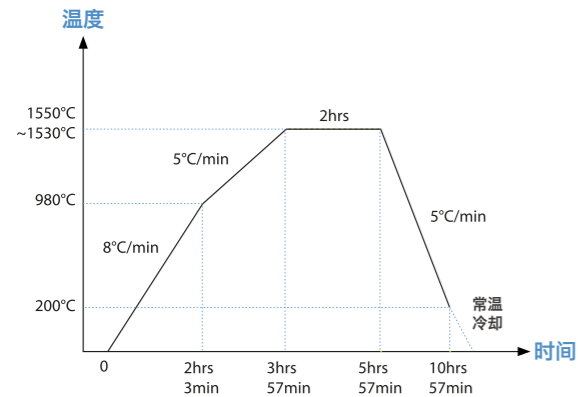
A2 Block  最终干燥	 A3 → (A3)  A3.5 → (A3.5)  A4 → (A4)
	 B3 → (B3)  B4 → (B4)
A0.5 Block  最终干燥	 A1 → (A1)  A2 → (A2)  A3 → (A3)  A3.5 → (A3.5)  A4 → (A4)
	 B1 → (B1)  B2 → (B2)  B3 → (B3)  B4 → (B4)

Trans Block

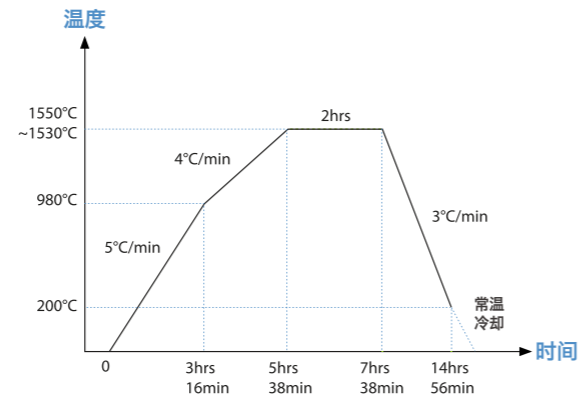
A2 Block  最终干燥	 A1 → (A1)  A2 → (A2)  A3 → (A3)  A3.5 → (A3.5)  A4 → (A4)
	 B1 → (B1)  B2 → (B2)  B3 → (B3)  B4 → (B4)
A0 Block  中间干燥 最终干燥	 C1 → (C1)  C2 → (C2)  C3 → (C3)  C4 → (C4)
	 D2 → (D2)  D3 → (D3)  D4 → (D4)

烧结时间表

Shine Block

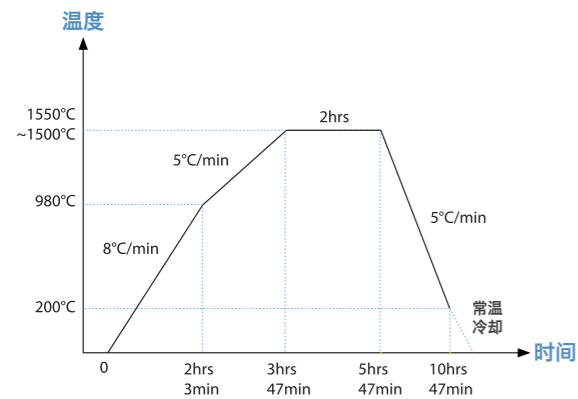


常规修复体 (小于5个单位)

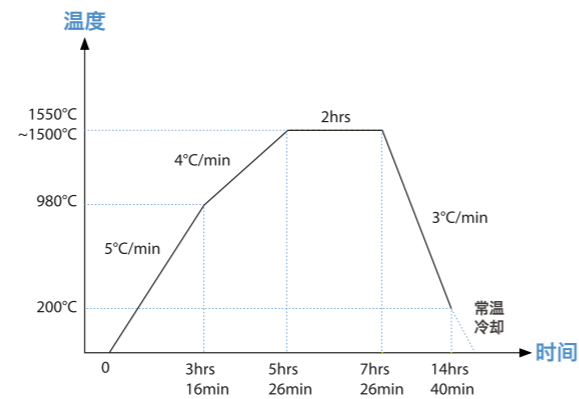


长桥修复体 (大于5个单位)

Shade Block / Trans Block



常规修复体 (小于5个单位)



长桥修复体 (大于5个单位)

- 尽量减少刷染, 浸染会出现颜色浑浊或偏深的情况
- 干燥时间要充分: 烤箱稳度150°C烘烤15-30分钟以上
- 有效期: 2年

上述时间表是rainbow Block的推荐条件, 可根据烧结炉的特性及修复体的大小调整升温速度和烧结温度。

Shine Liquid

染色液 & 染色笔

Dentium 登腾
For Dentists By Dentists

[23-02]

韩国：76, Changnyong-daero 256beon-gil, Yeongtong-gu, Suwon-si, Gyeonggi-do, 16229, Republic of Korea
北京：顺义区林河经济开发区林河大街22号院13号楼5层501室 (100102) **T** +86-10-8476-3053
上海：浦东新区周浦镇芙蓉花路500弄16号楼 (201318) **T** +86-21-5878-6737
广州：海珠区沥滘路368号广州之窗商务港10楼1001室 (510290) **T** +86-20-6232-5588

T +82-31-888-5431
F +86-10-8476-3053
F +86-21-6215-5955
F +86-20-6232-5588

